



Association of University
Professors of Ophthalmology



sfmatch
Residency and Fellowship Matching Services



2022 SUMMARY REPORT

Ophthalmology Residency Match

Positions Overview

| | Jan 2013 | Jan 2014 | Jan 2015 | Jan 2016 | Jan 2017 | Jan 2018 | Jan 2019 | Jan 2020 | Jan 2021 | Jan 2022 |
|---------|----------|----------|----------|----------|----------|----------|----------|----------|----------|----------|
| Offered | 460 | 461 | 465 | 469 | 468 | 475 | 485 | 496 | 499 | 509 |
| Filled | 455 | 460 | 464 | 467 | 462 | 475 | 484 | 495 | 498 | 507 |
| Left | 5 | 1 | 1 | 2 | 6 | 0 | 1 | 1 | 1 | 2 |

2022 USMLE Data

| | |
|-------------------------|-----|
| Matched Mean | 247 |
| Matched Median | 247 |
| Matched 25th Percentile | 240 |
| Matched 75th Percentile | 255 |
| Unmatched Mean | 237 |

Participating Applicants by Category

| CATEGORY | Total | % Matched |
|--------------------------|-------|-----------|
| US Allopathic Seniors | 600 | 80% |
| US Allopathic Graduates | 46 | 6% |
| US Osteopathic Seniors | 49 | 7% |
| US Osteopathic Graduates | 10 | 1% |
| International Graduates | 43 | 6% |
| Total Match Participants | 748 | 100% |

Ophthalmology Residency Match

Jan 2022

TOTAL APPLICANTS REGISTERED AND PARTICIPATED PER CATEGORY

| | Registered # | Participated | Matched | Matched/ Participated (%) |
|--------------------------|--------------|--------------|---------|------------------------------|
| US Allopathic Seniors | 625 | 600 | 447 | 75% |
| US Allopathic Graduates | 58 | 46 | 20 | 43% |
| US Osteopathic Seniors | 65 | 49 | 22 | 45% |
| US Osteopathic Graduates | 20 | 10 | 4 | 40% |
| International Applicants | 109 | 43 | 14 | 33% |
| TOTAL | 877 | 748 | 507 | 68% |

Jan 2021

TOTAL APPLICANTS REGISTERED AND PARTICIPATED PER CATEGORY

| | Registered # | Participated | Matched | Matched/ Participated (%) |
|--------------------------|--------------|--------------|---------|------------------------------|
| US Allopathic Seniors | 580 | 547 | 435 | 80% |
| US Allopathic Graduates | 64 | 46 | 29 | 63% |
| US Osteopathic Seniors | 51 | 38 | 20 | 53% |
| US Osteopathic Graduates | 13 | 6 | 0 | 0% |
| International Applicants | 121 | 40 | 14 | 35% |
| TOTAL | 829 | 677 | 498 | 74% |

Jan 2020

TOTAL APPLICANTS REGISTERED AND PARTICIPATED PER CATEGORY

| | Registered # | Participated | Matched | Matched/ Participated (%) |
|--------------------------|--------------|--------------|---------|------------------------------|
| US Allopathic Seniors | 519 | 498 | 428 | 86% |
| US Allopathic Graduates | 48 | 35 | 18 | 51% |
| US Osteopathic Seniors | 37 | 29 | 16 | 55% |
| US Osteopathic Graduates | 20 | 12 | 4 | 33% |
| International Applicants | 113 | 61 | 29 | 48% |
| TOTAL | 737 | 635 | 495 | 78% |

MATCH APPLICANTS IN THE 2022 CYCLE

| | Total # | % of Registrants Who Participated |
|---------------------|---------|--------------------------------------|
| Match Registrations | 877 | 95% |
| CAS Participants | 831 | |

MATCH APPLICANTS IN THE 2021 CYCLE

| | Total # | % of Registrants Who Participated |
|---------------------|---------|--------------------------------------|
| Match Registrations | 829 | 93% |
| CAS Participants | 767 | |

MATCH APPLICANTS IN THE 2020 CYCLE

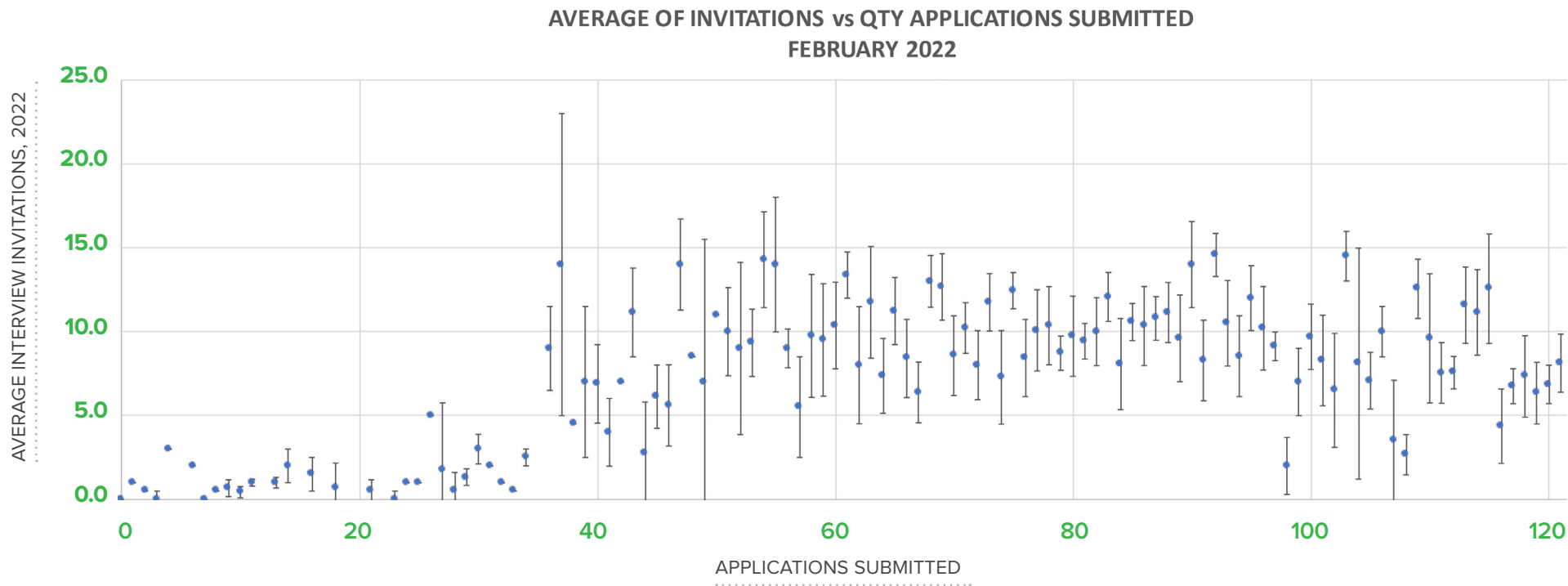
| | Total # | % of Registrants Who Participated |
|---------------------|---------|--------------------------------------|
| Match Registrations | 737 | 95% |
| CAS Participants | 703 | |

Application and Position Summary

| | 2020 | 2021 | 2022 |
|--|------|------|------|
| AVG # APPLICATIONS PER MATCHED INDIVIDUAL | 77 | 80 | 81 |
| AVG # APPLICATIONS PER UNMATCHED INDIVIDUAL | 77 | 78 | 82 |
| AVG # INTERVIEW INVITES PER MATCHED INDIVIDUAL | 12 | 12 | 10 |
| AVG # INTERVIEW INVITES PER UNMATCHED INDIVIDUAL | 4 | 5 | 4 |
| TOTAL # POSITIONS OFFERED | 496 | 499 | 509 |
| TOTAL # POSITIONS FILLED | 495 | 498 | 507 |
| TOTAL NUMBER OF UNFILLED POSITIONS | 1 | 1 | 2 |

Interview Invitations vs Number of Applications Submitted

Average number of interviews offered as a function of the number of applications distributed
(with “standard error” bars calculated).



Overall Statistics

| | Jan 2013 | Jan 2014 | Jan 2015 | Jan 2016 | Jan 2017 | Jan 2018 | Jan 2019 | Jan 2020 | Jan 2021 | Jan 2022 |
|------------------------------|----------|----------|----------|----------|----------|----------|----------|----------|----------|----------|
| Total # of registrations | 751 | 757 | 808 | 795 | 702 | 735 | 790 | 737 | 829 | 877 |
| Total # of CAS participants | 683 | 700 | 753 | 726 | 660 | 689 | 740 | 703 | 767 | 831 |
| Total # of rank lists | 583 | 611 | 644 | 634 | 594 | 625 | 649 | 635 | 677 | 748 |
| Total # of applicants ranked | 553 | 597 | 614 | 624 | 578 | 607 | 635 | 617 | 665 | 748 |

MATCHED APPLICANTS

| | | | | | | | | | | |
|----------------------|-----|-----|-----|-----|-----|-----|-----|-----|-----|-----|
| US Seniors | 402 | 419 | 413 | 429 | 423 | 434 | 449 | 444 | 455 | 469 |
| US Grads | 33 | 23 | 34 | 25 | 19 | 24 | 18 | 22 | 29 | 24 |
| IMGs | 20 | 18 | 17 | 13 | 20 | 17 | 17 | 29 | 14 | 14 |
| Total Matched | 455 | 460 | 464 | 467 | 462 | 475 | 484 | 495 | 498 | 507 |
| Unmatched applicants | 128 | 151 | 180 | 167 | 132 | 150 | 165 | 140 | 179 | 241 |

PERCENT MATCHING

| | | | | | | | | | | |
|------------|-----|-----|-----|-----|-----|-----|-----|-----|-----|-----|
| Overall | 78% | 75% | 72% | 74% | 78% | 76% | 75% | 78% | 74% | 68% |
| US Seniors | 89% | 91% | 89% | 92% | 92% | 91% | 93% | 90% | 91% | 92% |
| US Grads | 7% | 5% | 7% | 5% | 4% | 5% | 4% | 4% | 6% | 5% |
| IMGs | 4% | 4% | 4% | 3% | 4% | 4% | 3% | 6% | 3% | 3% |

POSITIONS

| | | | | | | | | | | |
|---------|-----|-----|-----|-----|-----|-----|-----|-----|-----|-----|
| Offered | 460 | 461 | 465 | 469 | 468 | 475 | 485 | 496 | 499 | 509 |
| Filled | 455 | 460 | 464 | 467 | 462 | 475 | 484 | 495 | 498 | 507 |
| Left | 5 | 1 | 1 | 2 | 6 | 0 | 1 | 1 | 1 | 2 |

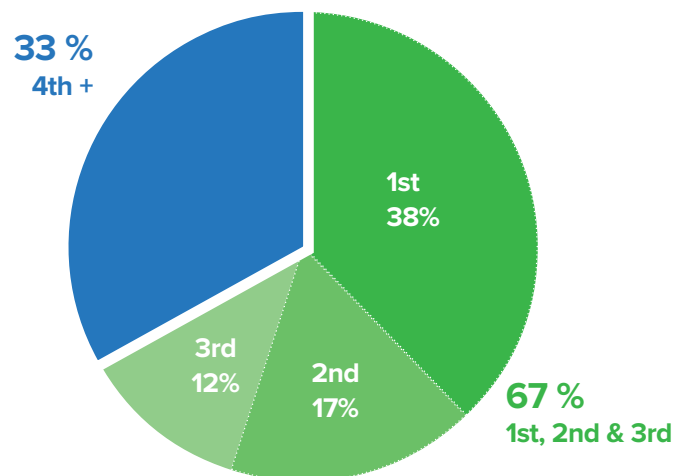
USMLE Step 1 Scores Information

| | Jan 2013 | Jan 2014 | Jan 2015 | Jan 2016 | Jan 2017 | Jan 2018 | Jan 2019 | Jan 2020 | Jan 2021 | Jan 2022 |
|---------------------------------|----------|----------|----------|----------|----------|----------|----------|----------|----------|----------|
| Matched | 239 | 242 | 243 | 244 | 243 | 245 | 244 | 245 | 245 | 247 |
| Unmatched | 222 | 226 | 228 | 229 | 227 | 228 | 231 | 233 | 238 | 237 |
| Avg. applications per applicant | 58 | 60 | 61 | 68 | 68 | 70 | 75 | 77 | 79 | 81 |

Rank Analysis for Applicants

2022 Ranking Results by Matched Applicants

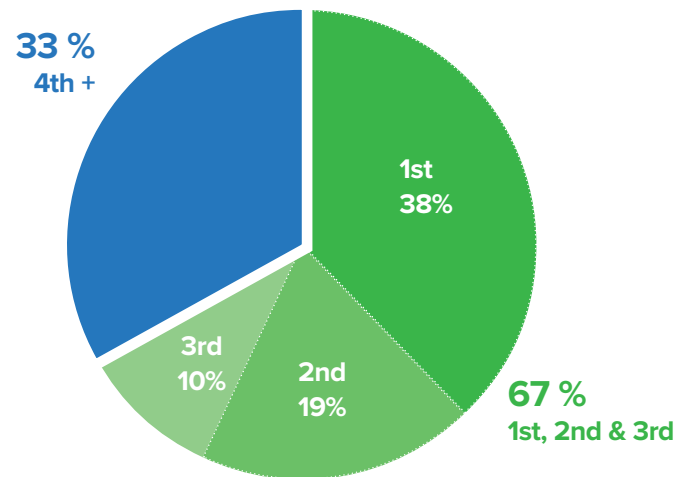
| | |
|---------------|------------|
| 1ST CHOICE | 192 |
| 2ND CHOICE | 88 |
| 3RD CHOICE | 61 |
| 4TH CHOICE | 50 |
| 5TH CHOICE | 48 |
| 6TH CHOICE | 22 |
| 7TH CHOICE | 18 |
| 8TH CHOICE | 8 |
| 9TH CHOICE | 10 |
| 10TH + CHOICE | 10 |
| TOTAL | 507 |



Rank Analysis for Applicants (continued)

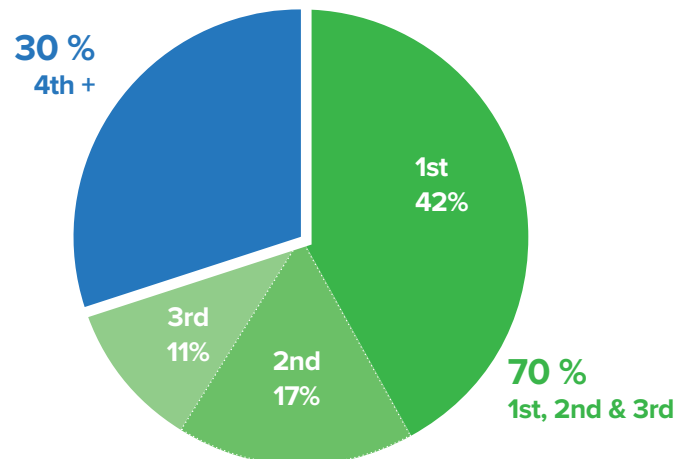
2021 Ranking Results by Matched Applicants

| | |
|---------------|------------|
| 1ST CHOICE | 189 |
| 2ND CHOICE | 92 |
| 3RD CHOICE | 51 |
| 4TH CHOICE | 47 |
| 5TH CHOICE | 39 |
| 6TH CHOICE | 32 |
| 7TH CHOICE | 20 |
| 8TH CHOICE | 5 |
| 9TH CHOICE | 9 |
| 10TH + CHOICE | 14 |
| TOTAL | 498 |



2020 Ranking Results by Matched Applicants

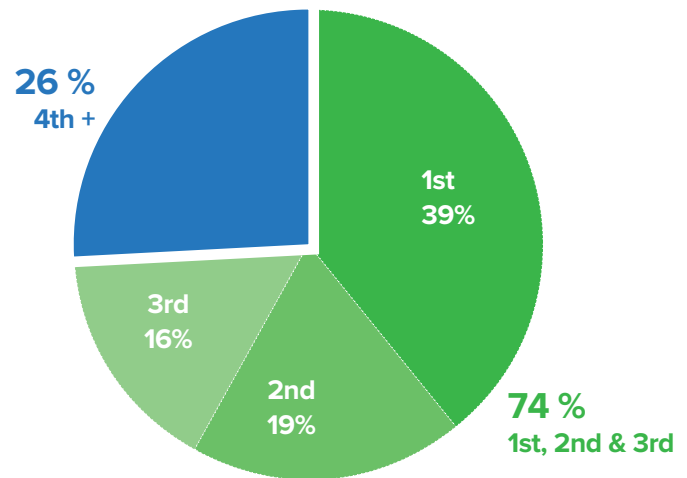
| | |
|---------------|------------|
| 1ST CHOICE | 205 |
| 2ND CHOICE | 85 |
| 3RD CHOICE | 55 |
| 4TH CHOICE | 60 |
| 5TH CHOICE | 26 |
| 6TH CHOICE | 22 |
| 7TH CHOICE | 9 |
| 8TH CHOICE | 9 |
| 9TH CHOICE | 8 |
| 10TH + CHOICE | 16 |
| TOTAL | 495 |



Rank Analysis for Applicants (continued)

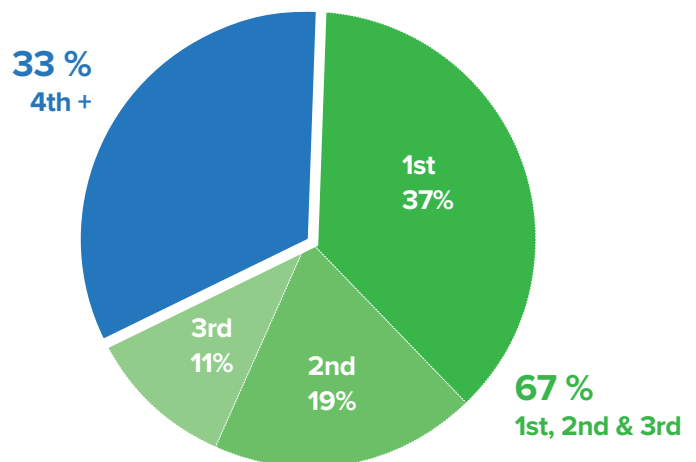
2019 Ranking Results by Matched Applicants

| | |
|---------------|------------|
| 1ST CHOICE | 189 |
| 2ND CHOICE | 90 |
| 3RD CHOICE | 78 |
| 4TH CHOICE | 44 |
| 5TH CHOICE | 32 |
| 6TH CHOICE | 18 |
| 7TH CHOICE | 7 |
| 8TH CHOICE | 10 |
| 9TH CHOICE | 9 |
| 10TH + CHOICE | 7 |
| TOTAL | 484 |



2018 Ranking Results by Matched Applicants

| | |
|---------------|------------|
| 1ST CHOICE | 176 |
| 2ND CHOICE | 90 |
| 3RD CHOICE | 54 |
| 4TH CHOICE | 50 |
| 5TH CHOICE | 33 |
| 6TH CHOICE | 33 |
| 7TH CHOICE | 13 |
| 8TH CHOICE | 12 |
| 9TH CHOICE | 5 |
| 10TH + CHOICE | 9 |
| TOTAL | 475 |



Association of University
Professors of Ophthalmology



sfmatch

Residency and Fellowship Matching Services

Association of University Professors of Ophthalmology
SFMatch

655 Beach Street, San Francisco CA 94109

www.sfmatch.org

P: 415.447.0350

F: 415.561.8535

©2022 SF Match. All rights reserved.